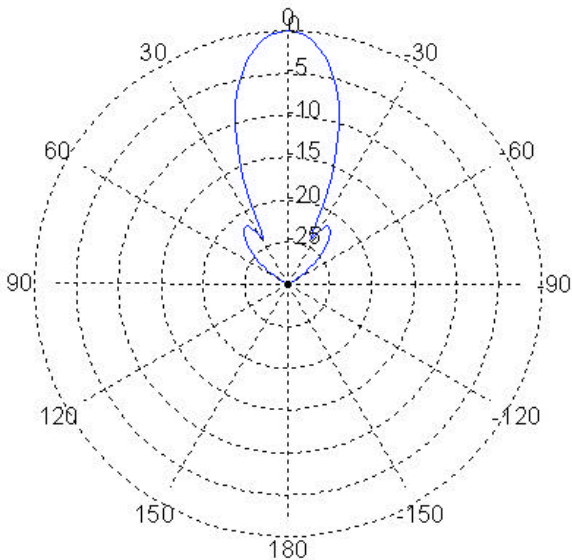


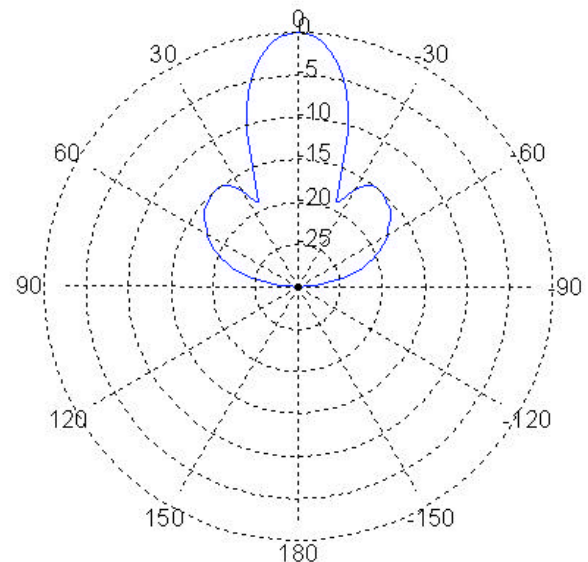
SP45/24 - Solid Parabola, 450 mm, 18 dBi



| | |
|--------------------|---|
| type | solid parabola 450 mm |
| polarisation | linear, mounting in steps of 45° |
| frequency | 2400-2485 MHz |
| impedance | 50Ω |
| VSWR | ≤1.7:1 |
| gain | 18 dBi |
| HPBW | 20° (E- and H-plane) |
| F/B | >25 dB |
| cross polarisation | >25 dB |
| connector | N female |
| power handling | 20W |
| diameter | 458 mm |
| depth | 120 mm excl mounting bracket 240 mm incl mounting bracket |
| weight | 1.7 kg incl mounting bracket |
| material | reflector - 1.5 mm aluminium mount - aluminium, galvanized steel |
| color | white |
| other | DC grounded |
| mount | mounting hardware fits 35-50 mm mast tubes |



H-field radiation pattern, ie azimuth for vertically polarised antenna.



E-field radiation pattern, ie elevation for vertically polarised antenna.

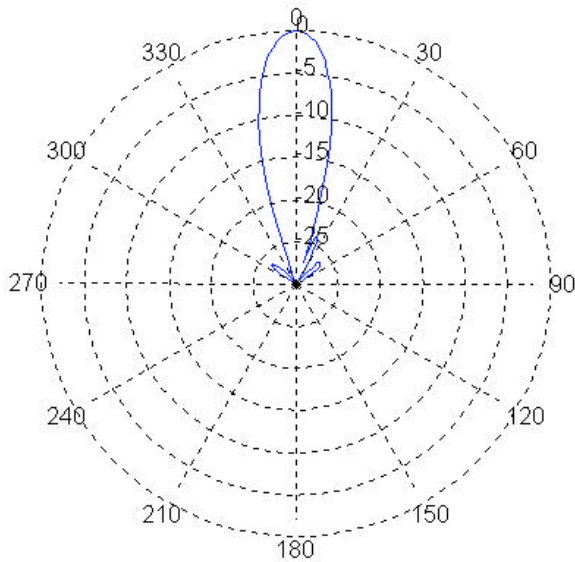
Available models

- SP45/24 solid parabola, 450 mm, 18 dBi
- SP60/24 solid parabola, 600 mm, 21 dBi
- SP60/24/HD heavy duty version, fibreglass radome and mount for up to 120 mm tubes

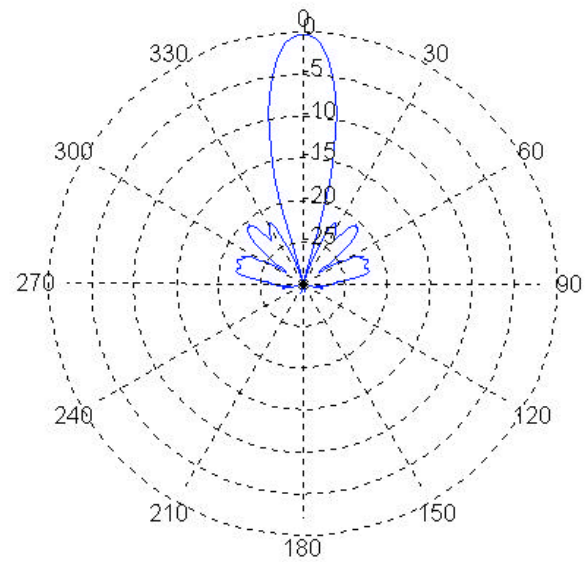
SP60/24 - Solid Parabola, 600 mm, 21 dBi



| | |
|--------------------|--|
| type | solid parabola 600 mm |
| polarisation | linear, mounting in steps of 45° |
| frequency | 2400-2485 MHz |
| impedance | 50Ω |
| VSWR | ≤1.7:1 |
| gain | 21 dBi |
| HPBW | 13° (E- and H-plane) |
| F/B | >25 dB |
| cross polarisation | >25 dB |
| connector | N female |
| power handling | 20W |
| diameter | 610 mm |
| depth | 150 mm excl mounting bracket 250 mm incl mounting bracket |
| weight | 2.5 kg incl mounting bracket |
| material | reflector - 2 mm aluminium feeder - stainless, PP radome mount - aluminium, galvanized steel |
| color | white |
| other | DC grounded |
| mount | mounting hardware fits 35-50 mm mast tubes |



H-field radiation pattern, ie azimuth for vertically polarised antenna.



E-field radiation pattern, ie elevation for vertically polarised antenna.

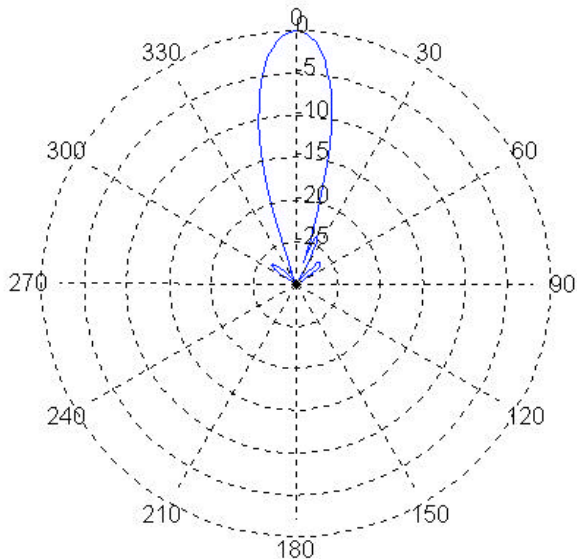
Available models

- SP45/24 solid parabola, 450 mm, 18 dBi
- SP60/24 solid parabola, 600 mm, 21 dBi
- SP60/24/HD heavy duty version, fibreglass radome and mount for up to 120 mm tubes

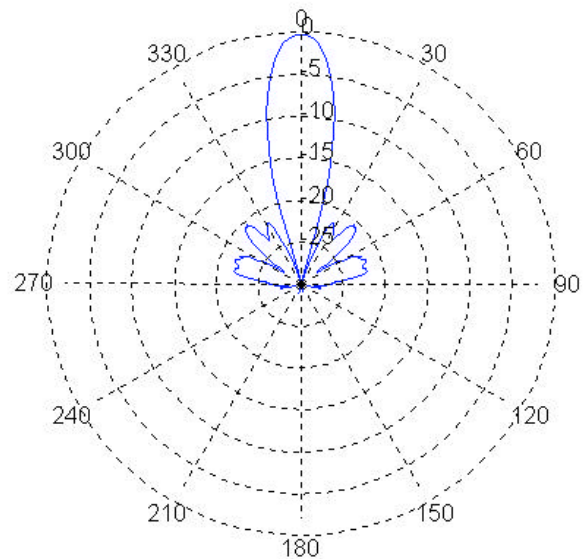
SP60/24/HD - Heavy Duty Solid Parabola, 600 mm, 21 dBi



| | |
|--------------------|---|
| type | solid parabola 600 mm, heavy duty version |
| polarisation | linear, mounting in steps of 45° |
| frequency | 2400-2485 MHz |
| impedance | 50Ω |
| VSWR | ≤1.7:1 |
| gain | 21 dBi |
| HPBW | 13° (E- and H-plane) |
| F/B | >25 dB |
| cross polarisation | >25 dB |
| connector | N female |
| power handling | 20W |
| diameter | 625 mm |
| depth | 340 mm excl mounting hardware 470/550 mm incl mounting hardware |
| weight | 5.4 kg excl mounting hardware 8.7 kg incl mounting hardware |
| material | reflector - 2 mm aluminium radome - fibreglass mount - aluminium, galvanized steel |
| color | reflector gray, radome white |
| other | DC grounded |
| mount | mounting hardware fits mast tube 51-60 mm using inner holes 61-120 mm using outer holes |



H-field radiation pattern, ie azimuth for vertically polarised antenna.



E-field radiation pattern, ie elevation for vertically polarised antenna.

Available models

SP45/24 solid parabola, 450 mm, 18 dBi

SP60/24 solid parabola, 600 mm, 21 dBi

SP60/24/HD heavy duty version, fibreglass radome and mount for up to 120 mm tubes